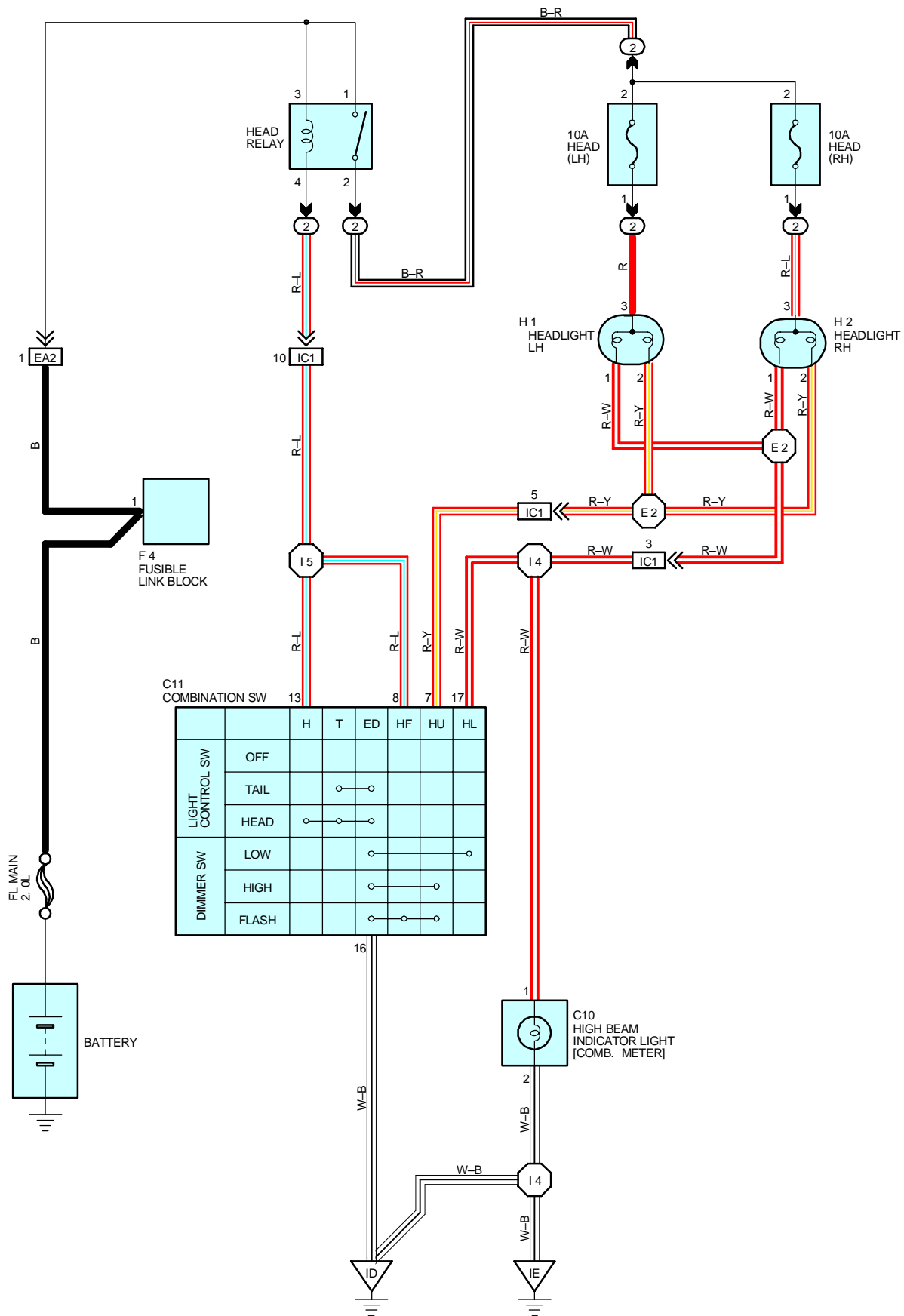




HEADLIGHT (USA, PUERTO RICO)



SERVICE HINTS

HEAD RELAY

②1-②2 : CLOSED WITH THE LIGHT CONTROL SW AT **HEAD** POSITION OR THE DIMMER SW AT **FLASH** POSITION

C11 COMBINATION SW

13-16 : CLOSED WITH THE LIGHT CONTROL SW AT **HEAD** POSITION

7-16 : CLOSED WITH THE DIMMER SW AT **HIGH** OR **FLASH** POSITION

8-16 : CLOSED WITH THE DIMMER SW AT **FLASH** POSITION

○ : PARTS LOCATION

CODE	SEE PAGE	CODE	SEE PAGE	CODE	SEE PAGE
C10	26	F4	24	H2	24
C11	26	H1	24		

○ : RELAY BLOCKS

CODE	SEE PAGE	RELAY BLOCKS (RELAY BLOCK LOCATION)
2	22	ENGINE ROOM R/B (ENGINE COMPARTMENT LEFT)

□ : CONNECTOR JOINING WIRE HARNESS AND WIRE HARNESS

CODE	SEE PAGE	JOINING WIRE HARNESS AND WIRE HARNESS (CONNECTOR LOCATION)
ID	32	ENGINE WIRE AND ENGINE ROOM MAIN WIRE (INSIDE OF THE ENGINE ROOM R/B)
IE	32	INSTRUMENT PANEL WIRE AND ENGINE ROOM MAIN WIRE (LEFT KICK PANEL)

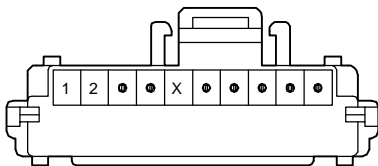
▽ : GROUND POINTS

CODE	SEE PAGE	GROUND POINTS LOCATION
ID	32	LEFT KICK PANEL
IE	32	INSTRUMENT PANEL BRACE LH

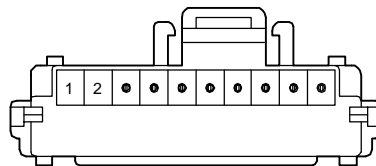
○ : SPLICE POINTS

CODE	SEE PAGE	WIRE HARNESS WITH SPLICE POINTS	CODE	SEE PAGE	WIRE HARNESS WITH SPLICE POINTS
E2	30	ENGINE ROOM MAIN WIRE	I5	34	INSTRUMENT PANEL WIRE
I4	34	INSTRUMENT PANEL WIRE			

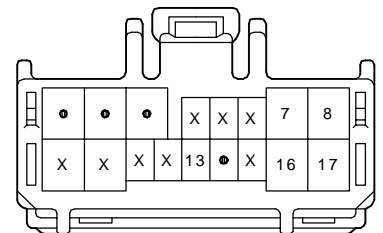
(USA) C10 GRAY



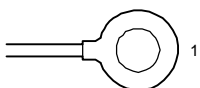
(PUERTO RICO) C10 GRAY



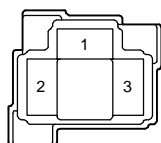
C11



F 4



H 1 GRAY



H 2 GRAY

